



blink 7/8" RLT-Top

BLINDS + GLASS

An  Brand



CUSTOM
SIZES

15" - 54" wide
12" - 41" tall
7/8" thick
1/16" (height & width) sizing increments
Up to 9 sq. ft. (no more than 36" in one direction)




GLASS
OPTIONS

Low-E options -
Single: 270, 272, 340, 366
Dual: 189/270, 189/272, 189/340, 189/366
NEAT: 270, 366, 189/270, 189/366



DIFFERENT
COLORS

     
WHITE TAN ESPRESSO SLATE GRAY SILVER MOON SAND



MINIMUM
QUANTITY

Low-E: 1
CL/CL: 1



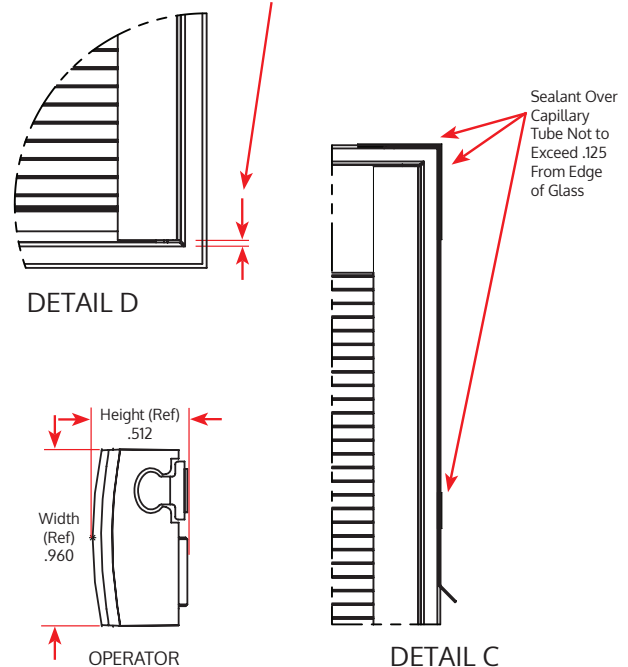
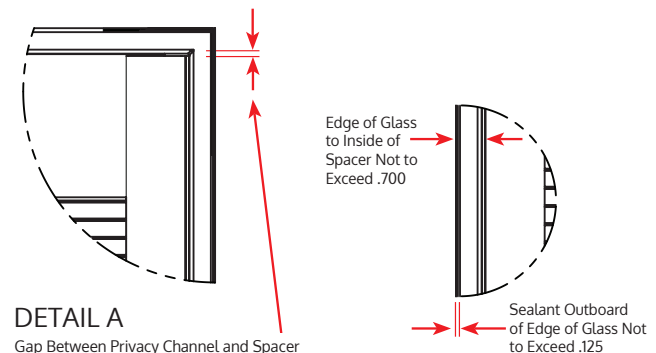
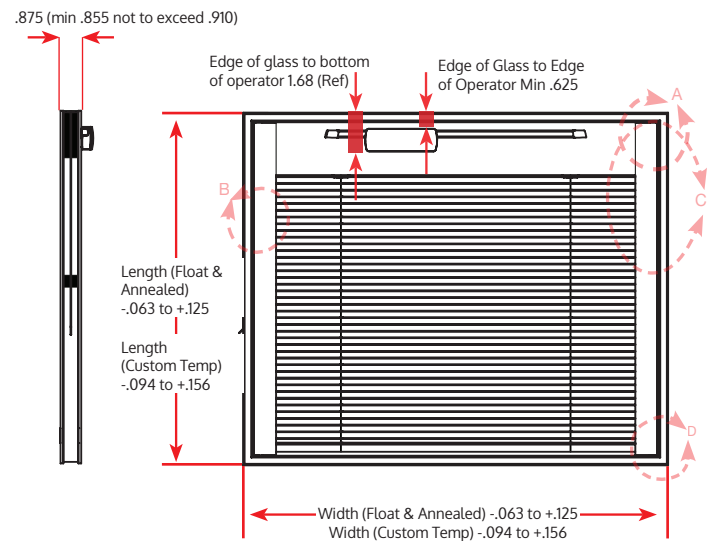
TURNAROU
TIME

Annealed Shipping Lead Times:
US: 7 business days + transit | Canada: 9 business days + transit
Tempered Shipping Lead Times:
US: 12 business days + transit | Canada: 14 business days + transit

SIZES	
IG thickness	7/8"
Height range	12" to 41"*
Width range	15" to 54"*
Size increments	1/16" (height & width)
Max IG size	Max 9 sq. ft. (no more than 36" in one direction)
MATERIALS	
Spacer	Intercept®, tin plated steel
Glass (std.)	1/8" annealed glass or 1/8" tempered safety glass
Glass (Low-E)	1/8" annealed glass or 1/8" tempered safety glass Single Low-e: 2nd surface soft coat (270, 272, 340, 366) Dual Low-E: 4th surface hard coat Low-E (189)
Glass (NEAT)	NEAT: 1st surface
Blind slat	10.5mm wide aluminum UV stabilized coating
Sealant	Dual seal equivalent
Desiccant	Desiccant matrix (moisture and chemical management)
Decorative cover caps	UV stabilized, heat tolerant polymer
CODE COMPLIANCE	
IGCC (seal)	ASTM E2190 seal certification
ANSI (glass)	ANSI Z97.1 safety glazing (Applies to tempered glass only)
ASTM (glass)	ASTM C1036-16 (annealed) & C1048-12 (tempered)
ANSI (safety)	ANSI / WCMA A100.1-2018
ENERGY STAR®	Will help your window achieve ENERGY STAR® performance when select Low-E glass is employed
NFRC	CAD available for simulations
OPERATION	
Single operator	Annealed and tempered up to 9 sq. ft.
Capillary tube	Do not block, crush or cut
Operator position	Top center
COLORS	
Blind slat	White, Tan, Sand, Espresso, Silver Moon, Slate Gray
Operator	White, Tan, Sand, Espresso, Silver Moon, Slate Gray
Decorative Cover Caps	White, Tan, Sand, Espresso, Silver Moon, Slate Gray
Sealant	Gray
MAINTENANCE	
Clean glass with soap and water or quality window cleaner, as needed	
WARRANTY	
10-year full warranty	

*Please see size charts for size capabilities. Contact your sales representative for size charts.

TECHNICAL DRAWING



Patent Pending US20180355661A1



WARNING!
Cancer and Reproductive Harm -
www.P65Warnings.ca.gov