



## Product Features

- For use in awning, casement, fixed, sliding and bay windows; and sliding patio doors
- Choice of left or right-hand EasyGlide Operator/Ergo Track location
- Easy to maintain – clean with soap and water, or high quality window cleaner
- 10-year full warranty
- Blinds certified safe for children and pets with no exposed cords



## Finish Options

Blind slats, operators, operator track and decorative cover caps are available in six different colors



White



Tan



Espresso



Slate Gray



Silver Moon



Sand

## Low-E Options

Single	270, 272, 340 and 366
Dual	189/270, 189/272, 189/340, & 189/366

## Glass Coating Options

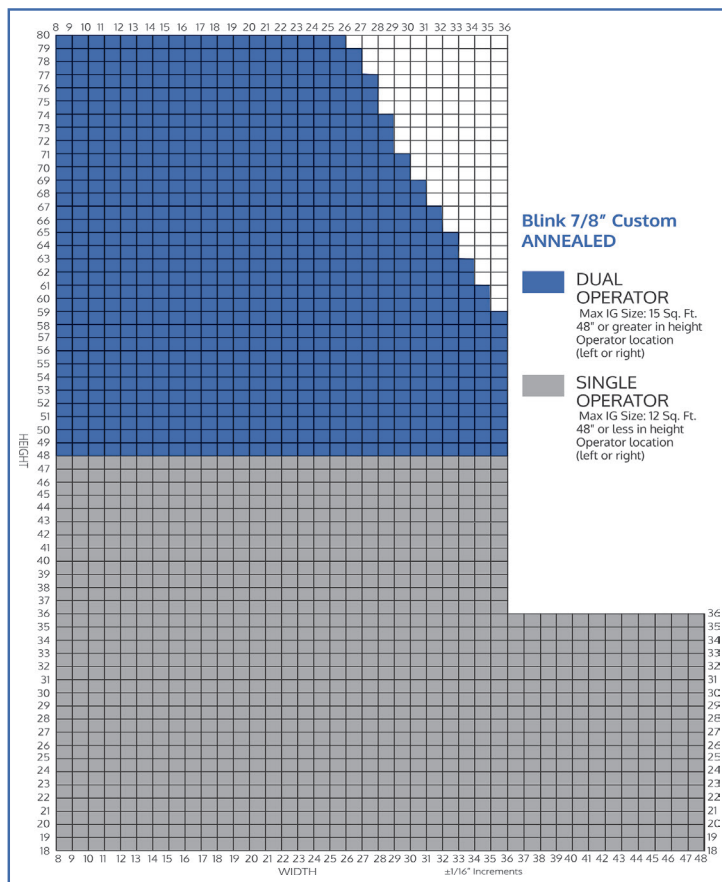
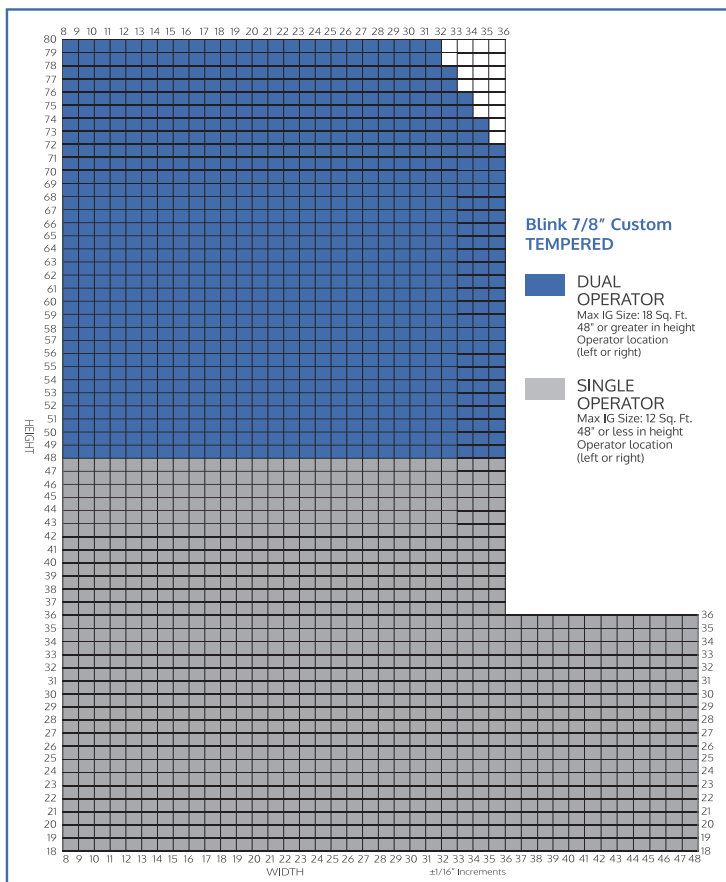
NEAT	270, 366, 189/270, & 189/366
------	------------------------------

## Sizes

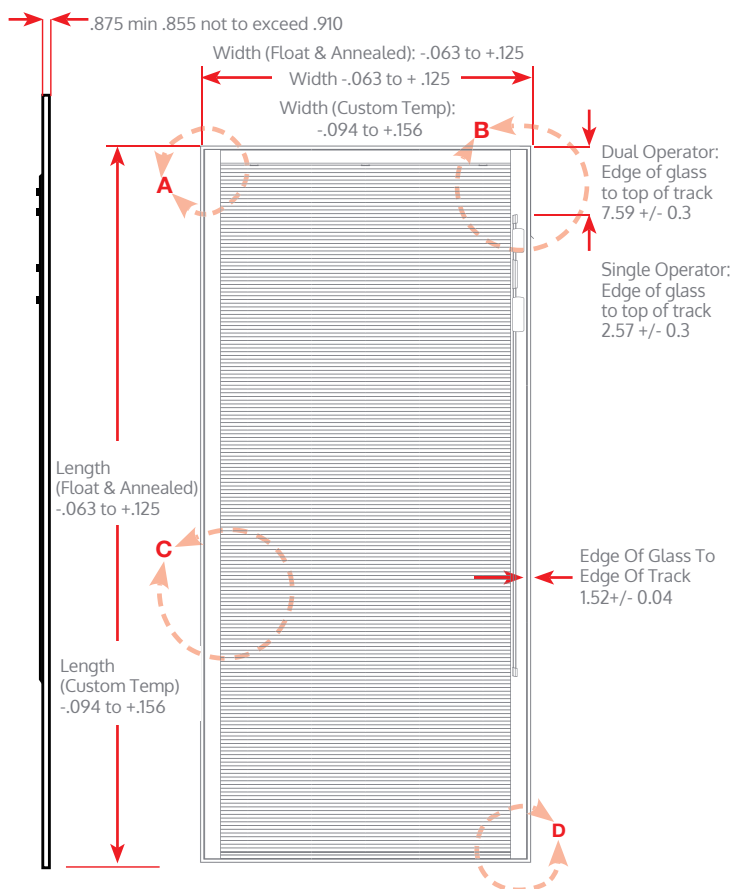
IG Thickness	7/8"
Height Range	18" to 80"
Width Range	8" to 48"
Size Increments	1/16" (height & width)
Max IG Size	Annealed glass: Up to 15 sq. ft. Tempered glass: Up to 18 sq. ft. (no more than 36" in one direction)

Please refer to charts located below for custom size options.

## Custom Size Options



### Technical Drawings & Specifications

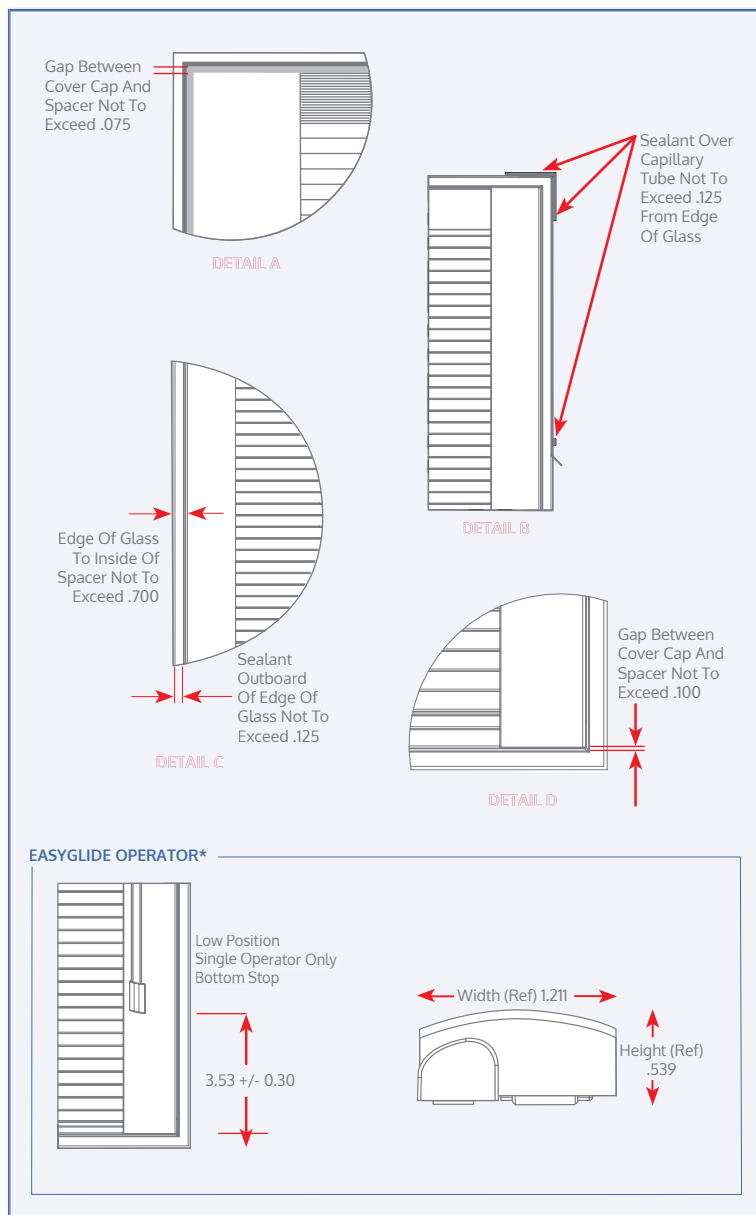


### Materials

Spacer	Intercept®, tin plated steel
Glass (Standard or Low-E)	1/8" annealed or 1/8" tempered safety glass
Single Low-E	2nd surface soft coat (270, 272, 340, 366)
Dual Low-E	4th surface hard coat Low-E (189)
Glass Coating	NEAT: 1st surface (270, 366, 189/270, 189/366)
Blind Slat	10 mm wide aluminum UV stabilized coating
Sealant	Dual seal equivalent
Desiccant	Desiccant matrix (moisture & chemical management)
Decorative Cover Caps	UV stabilized, heat tolerant polymer

### Code of Compliance

IGCC (seal)	ASTM E2190 seal certification
ANSI (glass)	ANSI Z97.1 safety glazing (Applies to tempered glass only)
ASTM (glass)	ASTM C1036-16 (annealed) & C1048-12 (tempered)
ANSI (safety)	ANSI / WCMA A100.1-2018
ENERGY STAR®	Will help your window achieve ENERGY STAR® performance when select Low-E glass is employed
NFRC	CAD available for simulations



### Operation

Blind Function	Raise, Lower, and Tilt
EasyGlide Operator	Clear Overmold/Two Shot
Single Operator	48" or less in height
Dual Operator	48" or greater in height
Capillary tube	Do not block, crush or cut
Operator Hand	Left or right
Operator Position	High or low (single operator only above 30" in height)

U.S. Patent Pending